


CREATURE SHOCK™



VIRGIN INTERACTIVE ENTERTAINMENT, INC.
18061 FITCH AVE., IRVINE, CA 92714 USA


Visit the V.I.E. World Wide Web
site at <http://www.vie.com>

©1995 Argonaut Software Limited. All rights reserved. Licensed exclusively to Virgin Interactive Entertainment, Inc. Creature Shock is a trademark of Virgin Interactive Entertainment, Inc. Virgin is a registered trademark of Virgin Enterprises, Ltd.

3DO and the 3DO logos are trademarks and/or registered trademarks of the 3DO Company.

TABLE OF CONTENTS

GETTING STARTED	2
CONTROL INFORMATION	2
FLIGHT LEVELS	2
WALKING EXPLORATION LEVELS	2
PAUSING THE GAME.....	3
EXITING THE GAME.....	3
OPERATION: AMAZON EXPLORATION.....	4
OPERATION: MISSION TO TETHYS.....	6
U.N.S. DISASTER REPORT.....	8
PRODUCT SUPPORT.....	9
CREDITS.....	11
LIMITED WARRANTY.....	14



GETTING STARTED

Set up the 3DO system as described in the system's operations manual. Open the CD tray and insert the CREATURE SHOCK CD. Close the tray and press the **A button** to launch the game.

CONTROL INFORMATION

FLIGHT LEVELS

All flight missions are shown to you in a third person perspective. This means that your ship will be visible to you at all times. Use your direction pad to control the bearing of your ship by moving up, down, right or left. Your speed is constant.

The **B button** fires your weapon. In the lower right corner of your screen will be the SHIELD ICON, showing the strength of the protective shield surrounding your craft. When the shield icon completely disintegrates, you will be unprotected and any hit to your ship will cause your destruction.

WALKING EXPLORATION LEVELS

While on foot patrol, you will see a cursor/security drone. Move the drone to the area in which you wish to explore and press the **B button**. When a combat situation arises, your weapon will automatically be drawn and the cursor will switch to a shield/crosshair. Use this crosshair to aim your shots. When the crosshair is activated, the **B button** fires your weapon. No movement options are available when shooting. You will know that your aim is on target when an inward arrow appears on each antennae. During the walking exploration levels, press the **A button** to activate the Smart Bomb.

In the lower right-hand corner of your screen, you will see a communications link that will provide you with necessary information. The left-hand circular section is a compass screen. This will assist you in plotting your map of explored areas. (An area for you to plot your map is provided in each level mission briefing on the following pages.)

To the right of the compass will be a status report. In this area, you will see alternating icons for YOUR WEAPON, BODY ARMOR and the PROBABILITY OF ALIEN PRESENCE, each with a percentage rate to the side. The gun icon will give you an indication of the power available in your weapon. The body armor icon is an indication of the power left in your body armor. The revolving DNA strand gives you a probability rate of alien presence. The percentage rises the closer you are to an alien. While in battle, refer to this percentage as an indication of the being's remaining strength.

Pressing the **C button** while firing a weapon activates a shield which will temporarily protect you from alien attack. Whenever you use your protective shield, the health percentage of your body armor will decrease. When using the shield, the compass will switch to a body armor icon to indicate that it is activated.

The key to surviving each mission is carefully balancing your protective shield and weapon power. If you simply charge into a situation with weapons blazing, your weapon may run out of power at a critical moment. If you use all of your shield power too soon, you may not have it at a crucial point. The trick is to find a proper balanced use of the two.

PAUSING A GAME

To pause the game, press the **PLAY/PAUSE button**. Hit it again to restart.

EXITING THE GAME

To exit a game, press the **STOP button**, and choose quit. The **STOP button** also gives you a choice of both **OPTIONS** and **CONTINUE**. **OPTIONS** allows you to change the volume of sound effects and music. **CONTINUE** allows you to go back and resume play.

**U.N.S. SECURITY BRIEFING:
FOR YOUR EYES ONLY**

operation: amazon exploration

The U.N.S. pioneer ship was dispatched from the planet Earth to explore the outer solar systems for a suitable environment in which the human race could establish a new colony. The mission was proceeding as planned until the Amazon reached the outer moons of Saturn. At that point, all communications were abruptly cut off. Fortunately, a distress beacon was released from the Amazon which has provided us with limited information. The U.N.S. has reason to believe that the Amazon has come into contact with an alien ship of beings of immense size. Your mission is twofold.

OBJECTIVE NUMBER ONE:

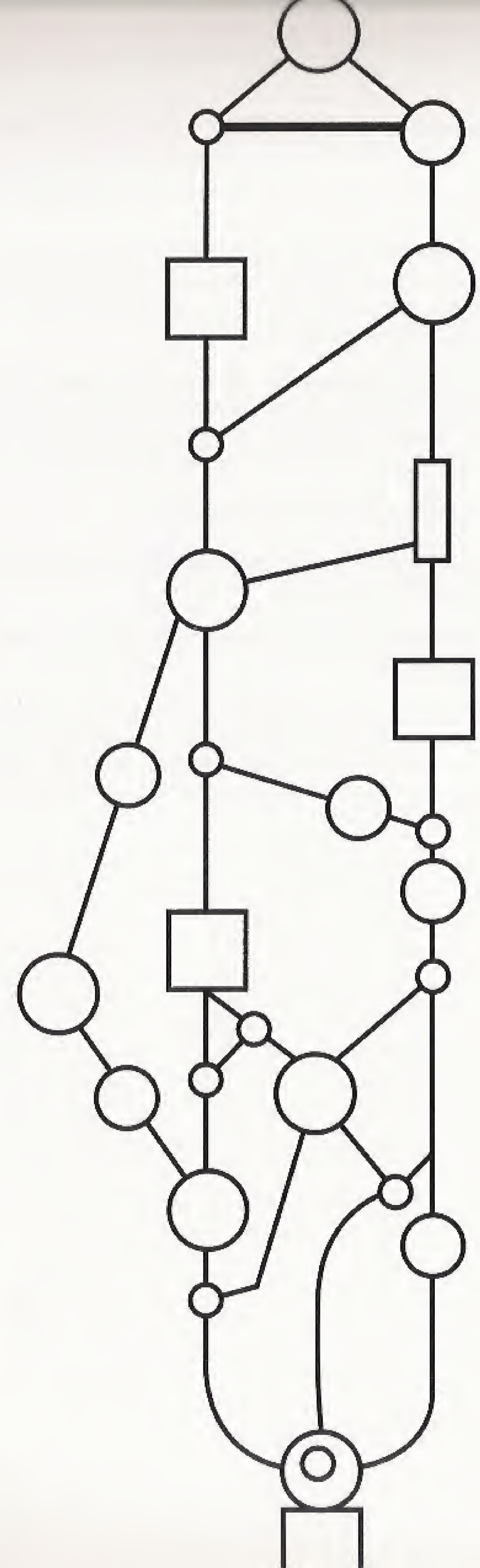
It is your mission to take the scout ship Tellute through deep space and attempt to reach the Amazon. Preliminary security drones report that there are pieces of the Amazon wreckage floating free in space. Avoid this debris at all costs to prevent damage to your ship.

Secondary exploration drones indicate that the probability of hostile alien attack is high. The Tellute is armed with an advanced attack weapon. Do not hesitate to use it to defend yourself and the ship. The Tellute is also armed with a protective energy field. Avoid coming in contact with any floating debris or weapon that will reduce the shield's energy.

OBJECTIVE NUMBER TWO:

Upon reaching the carcass of the U.N.S. Amazon, determine if boarding the vessel is safe. Upon docking the Amazon, explore all passageways, vents and crawl spaces for any sign of Captain Sumoki or the crew of the ship. A partial schematic drawing of the Amazon is provided for your reference.

Secondary exploration drones indicate that there is a high probability of alien beings inhabiting the ship. Use your weapon to defend yourself. It is part of your mission objective to obtain an alien life form and return it to this base for further study.



U.N.S. SECURITY BRIEFING:
FOR YOUR EYES ONLY

operation: mission to tethys

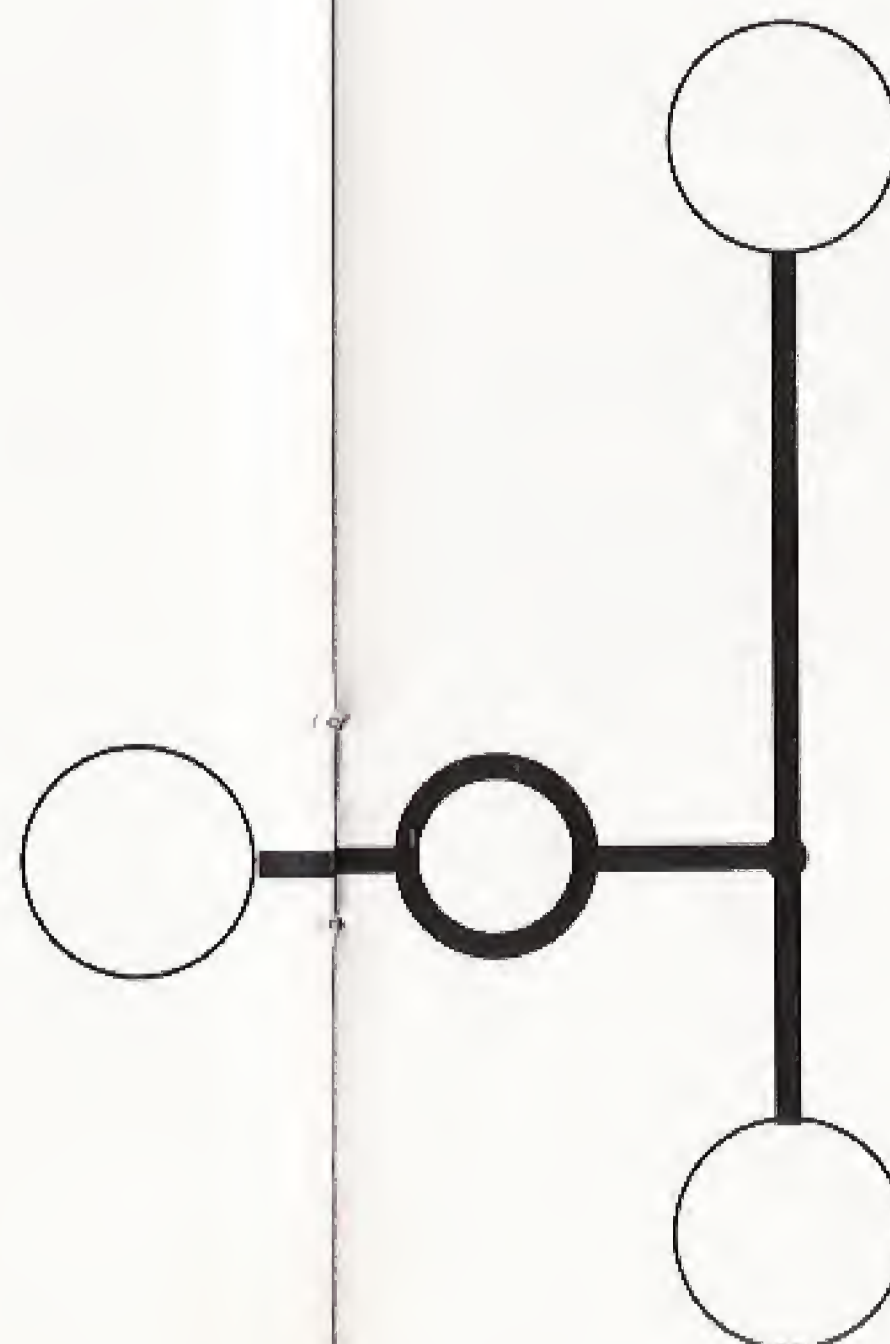
Initial medical reports regarding Captain Sumoki, found in the wreckage of the U.N.S. Amazon, indicate that the DNA strands of the life form returned to this base DO NOT MATCH those of Captain Sumoki. What we have is an unknown species of alien life.

Intensive interrogation of the life form has revealed the presence of an alien base on the 3rd Saturn moon of Tethys. We have reason to believe that this base is serving as a communications station for all alien ships throughout the galaxy which may be plotting against the planet Earth.

Your mission assignment is threefold:

1. Fly to the moon of Tethys avoiding all obstacles and hostile attacks by alien craft.
2. Enter the dome and search for the main communications transmitter.
3. Destroy the transmitter and exit the dome safely. Through interrogation of the alien form, all we can determine is that you will enter the dome through a large landing bay. Layout of the dome and any life forms inside will have to be discovered and mapped by you.

Use this area to plot your own map as you go.



START

U.N.S. SECURITY BRIEFING: FOR YOUR EYES ONLY

disaster report

A security drone circling the Saturn moon of Tethys has reported a massive explosion originating from the alien communications dome on the surface of that moon. At the time of the explosion, Commander Jason Barr was infiltrating and exploring the inner corridors of the dome. At this time, it is unsure whether Commander Barr or his scout ship, The Tellute, survived the blast. Preliminary post-blast reports indicate that a large cylindrical field of energy is now emitting from the dome into the far reaches of space. Where it ends is undetermined.

VIRGIN HELP & TIPS INFORMATION

VIRGIN INTERACTIVE ENTERTAINMENT'S AUTOMATED SUPPORT SYSTEM

Virgin is pleased to announce it's new Automated Support System, available 24 hours a day, 7 days a week. Customer Service information and answers to common technical problems are available on this system. Simply dial (714) 833-1999 for assistance at any time. A touch-tone phone is required outside of normal business hours.

If you still need assistance, our technical support team is available to help you. If the answer is not available through our Automated Support System, live technical support representatives are available Monday through Friday from 8 AM to 5 PM Pacific time at (714) 833-1999.

FAX SUPPORT

If you have access to a FAX machine, many technical support documents and hint sheets are available for FAXback through our Automated Support System. Look to start an "Automated Session" and then select the "Customer Services" option. One of the services offered is "FAXback Documents" which contains our technical support and trouble-shooting guides for many products. These guides are also provided within the automated sessions for each product/title supported. Another service offered is free game hints. Please be advised that not all products have free hint sheets available. If you need to fax any information to Virgin, please send it to (714) 833-2001. Also, please include a phone number in case we need to contact you for further information.

ON-LINE SUPPORT

For computer users who also own a modem and telecommunications software, Virgin has its own support BBS and provides support on the GENie network.

VIRGIN BBS

To access our BBS, set your telecommunications settings up to 14,400 baud and no parity, 8 data bits, and 1 stop bit. Then, using your telecommunications software, dial (714) 833-3305. We have eight lines available to answer your calls. While there is no charge for the use of our BBS, long-distance phone call charges may apply to some callers. Our BBS is available 24 hours a day.

GENie

To access the Virgin support area on GENie, go to the Scorpio RoundTable (M805;1) and type in "SET 33". You can also send e:mail to [VIRGIN.GAMES].

ORDER LINE

The latest Virgin products can be ordered over the phone using your credit card. The toll free number is (800) 874-4607. This toll free number is for orders only. If you are unable to call 800 numbers, you can also reach our Order Line at (619) 490-9070. The order line FAX number is (619) 490-9232.

HINT INFORMATION

There are many ways to receive hints for Virgin games. Hint Books are available for most major games and can be found at many software stores or ordered from our direct order line at (800) 874-4607.

Virgin also has two automated hint lines, available 24 hours a day at a cost of 75 cents per minute in the U.S.A. You must have a touch-tone phone, and be at least 18 years old or have parental or guardian permission before calling. Please be advised that not all Virgin products/titles are supported on the hint lines. In the U.S.A., call (900) 288-4744. We also have a hint line available for our Canadian customers. The cost is only \$1.25 (Canadian dollars) per minute. The Canada Hint Line is available at (900) 451-4422. If at any time you have a problem with either hint line, call (800) 548-4468.

While free hint sheets are not available for all games, many can be requested through our Intelligent Voice Response System. If you have a FAX machine, these hint sheets can be FAXed back to you instantly. Hints are available only on the automated system. Do not ask our technical support specialists for hints, as they will be unable to provide them. Just call our Customer Service number at (714) 833-1999, select the option for an "Automated Session," and then select the "Customer Services" option.

You can also mail a request for free hints to:
 Virgin Interactive Entertainment
 18061 Fitch Avenue
 Irvine, CA 92714
 re: Hint Request.

We will address such requests and send hint information if available. These free hints do not include information found in our Hint Books.

DEFECTIVE DISC REPLACEMENT

If you have a defective disc, we will replace it without charge within 90 days of purchase. Simply mail in the defective disc(s) with a copy of your receipt in a regular envelope with a letter explaining the problem(s) you encountered, a return address, and your system configuration.

If you do not have the receipt or if 90 days have passed, please enclose a check or money order for \$10.00, made payable to Virgin Interactive Entertainment. Sorry, we do not accept cash or credit cards. Please do not mail your entire game box. If you require a refund for a product, you must return the product to the original place of purchase under any refund and/or exchange policy particular to that store.

Please return the discs to:
 Virgin Interactive Entertainment, Inc.
 18061 Fitch Ave.
 Irvine, CA 92714

VIRGIN HIGHLY RECOMMENDS CALLING TECHNICAL SUPPORT BEFORE SENDING YOUR DISC BACK FOR REPLACEMENT. YOUR PROBLEM CAN OFTEN BE FIXED RIGHT OVER THE PHONE.

CREDITS

ARGONAUT SOFTWARE

ARTISTS	Peter Day Marcus Punter Scott Butler Marcus Morgan Adrian King
CODERS	Jonathan Wolff Mark Johnston Lewis Gordon
TECHNOLOGY	Sam Littlewood Mike Day
SOUND AND MUSIC PRODUCERS	Martin Gwynn Jones Justin Scharvona Mark Washbrook Darren Drabwell
MANAGEMENT	Jez San Neil Jackson Jon Dean
SUPPORT	Jim Mummery Nic Cusworth Ian Crowther
LEAD TESTER	Clive Burdon



VIRGIN INTERACTIVE ENTERTAINMENT, INC.

VP OF PRODUCT DEVELOPMENT	Eric Lux
PRODUCER	Big Mike Glosecki
ASSOCIATE PRODUCER	Chris Archer
CASTING	VOICES Voicecasting
SOUND AND MUSIC	Keith Arem Joey Kuras David Fries
QA GROUP HEAD	Bijan Shaheer
LEAD ANALYST	Tom Rademacher
PRODUCT ANALYSTS	Scott Manning Glenn Burtis Chris Nelson Khanh Nguyen Tim Tran Dennis Tung Wallace Wachi, Jr. David Walsh Greg Corzine Tyrone Rodriguez
SPECIAL THANKS	Julian Rignall Chris Bauer Jeff Buccellato

3DO END USER NOTICE

THE 3DO COMPANY SHALL NOT BE LIABLE TO THE END USER FOR ANY LOSS OF DATA, LOST PROFITS, COST OF SUBSTITUTE GOODS OR OTHER CONSEQUENTIAL, INCIDENTAL, SPECIAL OR PUNITIVE OR OTHER DAMAGES OF ANY KIND ARISING OUT OF THE USE OR INABILITY TO USE THE SOFTWARE.

THE 3DO COMPANY MAKES NO WARRANTIES, EXPRESS, IMPLIED OR STATUTORY, REGARDING THE SOFTWARE INCLUDING WITHOUT LIMITATION THE IMPLIED WARRANTIES OF MERCHANTABILITY AND FITNESS FOR ANY PARTICULAR PURPOSE, OR ANY EQUIVALENT WARRANTIES UNDER THE LAWS OF ANY JURISDICTION.

DO NOT USE A FRONT OR REAR PROJECTION TELEVISION WITH THIS PRODUCT. YOUR PROJECTION TELEVISION SCREEN MAY BE PERMANENTLY DAMAGED IF STATIONARY SCENES OR PATTERNS ARE PLAYED ON YOUR PROJECTION TELEVISION. SIMILAR DAMAGE MAY OCCUR IF YOU PLACE THIS PRODUCT ON HOLD OR PAUSE. IF YOU USE YOUR PROJECTION TELEVISION WITH THIS PRODUCT, NEITHER THE 3DO COMPANY NOR VIRGIN INTERACTIVE ENTERTAINMENT WILL BE LIABLE FOR ANY RESULTING DAMAGE. THIS SITUATION IS NOT CAUSED BY A DEFECT IN THIS PRODUCT OR THE 3DO SYSTEM. OTHER FIXED OR REPETITIVE IMAGES MAY CAUSE SIMILAR DAMAGE TO A PROJECTION TELEVISION. PLEASE CONTACT YOUR TV MANUFACTURER FOR FURTHER INFORMATION.

THE EXECUTION OF SOFTWARE WITH THE 3DO SYSTEM INVOLVES THE USE OF PATENT RIGHTS, GRANTED OR APPLIED FOR, IN CERTAIN COUNTRIES. A PURCHASER OF THE 3DO SYSTEM IS LICENSED TO USE SUCH PATENT RIGHTS WITH THE SOFTWARE LICENSED BY THE 3DO COMPANY. NO LICENSE, IMPLIED OR OTHERWISE, IS GRANTED FOR THE EXECUTION OF OTHER SOFTWARE.

EPILEPSY WARNING

A very small percentage of individuals may experience epileptic seizures when exposed to certain light patterns or flashing lights. Exposure to certain patterns or backgrounds on a television screen or while playing video games may induce an epileptic seizure in these individuals. Certain conditions may induce undetected epileptic symptoms even in persons who have no history of prior seizures or epilepsy. If you or anyone in your family has an epileptic condition, consult your physician prior to playing. If you experience any of the following symptoms while playing a video game—dizziness, altered vision, eye or muscle twitches, loss of awareness, disorientation, any involuntary movement, or convulsions—IMMEDIATELY discontinue use and consult your physician before resuming play.

VIRGIN INTERACTIVE ENTERTAINMENT LICENSE AGREEMENT

This is a license agreement between you (either an individual or an entity), the end user, and Virgin Interactive Entertainment, Inc.

VIRGIN PRODUCT LICENSE

1. **GRANT OF LICENSE.** This Virgin License Agreement ("License") permits you to use one copy of the specified version of the Virgin software/cartridge product identified above ("Product") on any single computer or game platform.
2. **COPYRIGHT.** The Product is owned by Virgin or its suppliers and is protected by the United States copyright laws and international treaty provisions. Virgin retains all rights not expressly granted. Therefore, you must treat the Product like any other copyrighted material (e.g., a book or musical recording) except that you may either (a) make one copy of the Product (if the Product is software) solely for backup or archival purposes, or (b) transfer the Product to a single hard disk provided you keep the original solely for backup or archival purposes. You may not copy the written materials accompanying the Product.
3. **OTHER RESTRICTIONS.** This Virgin License Agreement is your proof of license to exercise the rights granted herein and must be retained by you. You may not loan, sell, rent, lease, give, sublicense or otherwise transfer the Product (or any copy). Notwithstanding the foregoing, in one case you may transfer your rights under this Virgin License Agreement on a permanent basis provided you transfer this License Agreement, the Product, and all accompanying written materials, retain no copies, and the recipient agrees to the terms of this Agreement. You may not modify, adapt, translate, create derivative works, decompile, disassemble, or otherwise reverse engineer or attempt to reverse engineer or derive source code from, all or any portion of the Product or anything incorporated therein or permit or encourage any third party to do so. If the Product is an update, any transfer must include the update and all prior revisions.

LIMITED WARRANTY

Virgin warrants that the Product will perform substantially in accordance with the accompanying written materials for a period of ninety (90) days from the date of receipt. Any implied warranties on the Product are limited to ninety (90) days. Some states/jurisdictions do not allow limitations on duration of an implied warranty, so the above limitation may not apply to you.

CUSTOMER REMEDIES. Virgin's entire liability and your exclusive remedy shall be, at Virgin's option, either (a) return of the price paid or (b) repair or replacement of the Product that does not meet Virgin's Limited Warranty and that is returned to Virgin with a copy of your receipt. In no event shall Virgin's liability with respect to this limited warranty exceed the cost of replacement of the media on which the Product is recorded. This Limited Warranty is void if failure of the Product has resulted from accident, abuse, or misapplication. Any replacement of the Product will be warranted for the remainder of the original warranty period or thirty (30) days, whichever is longer. Neither these remedies nor any product support services offered by Virgin are available for this U.S.A. version product outside of the United States of America.

NO OTHER WARRANTIES. Virgin disclaims all other warranties, either express or implied warranties of merchantability and fitness for a particular purpose, with respect to the Product and the accompanying written materials. Virgin does not warrant that the enclosed product or documentation will satisfy the requirements of your computer system or that the enclosed product or documentation are without defect or error or the operation of the enclosed product will be uninterrupted.

NO LIABILITY FOR CONSEQUENTIAL DAMAGES. In no event shall Virgin or its suppliers be liable for any damages whatsoever (including, without limitation, damages for loss of business profits, business interruption, loss of business information, or other pecuniary loss) arising out of the use or inability to use this Virgin product, even if Virgin has been advised of the possibility of such damages. Because some states/jurisdictions do not allow the exclusion or limitation of liability for consequential or incidental damages, the above limitation may not apply to you.

The warranty and remedies set forth herein are exclusive and in lieu of all others, oral or written, express or implied. No Virgin dealer, distributor, agent or employee is authorized to make any modification or addition to this warranty.

U.S. GOVERNMENT RESTRICTED RIGHTS. The Product and all accompanying written materials are provided with RESTRICTED RIGHTS. Use, duplication, or disclosure by the Government is subject to restrictions as set forth in Restricted Rights in Technical Data and Computer Software Clause at FAR 52.227-7013(c)(1)(ii) or FAR 52.227-19. Manufacturer is Virgin Interactive Entertainment, Inc. 18061 Fitch Avenue, Irvine, California, 92714.

This Agreement is governed by the laws of the State of California.

For more information about Virgin's licensing policies, please write:
Virgin Sales and Service • 18061 Fitch Avenue • Irvine, CA • 92714

Virgin strongly recommends calling the technical support department at (714) 833-1999 prior to returning your product to Virgin. Often, your problem can be solved over the phone.

NOTES